



# 2024 Homelessness Data Review

---

**June 28, 2024**

# Thank you for making time to be here

- Presentation & discussion interspersed
  - Live and Virtual
  - Use the chat
  - Unmute and speak your mind
- Recorded meeting
- Email [rwaltz@orangecountync.gov](mailto:rwaltz@orangecountync.gov) for slides
- We're talking numbers
  - Check 'em out: [www.ocpehnc.com/data](http://www.ocpehnc.com/data)



# Please tell us more about you

- Name
- Pronouns
- Communities you represent (Professional and Personal you'd like to share)
- Why does ending homelessness matter to you?

# Hello

# Where are we going?

- Data is a guide and **not** the destination

- We are here to learn from **YOU**

- Thanks for adding your expertise by:

- Speaking Up

- Putting in the Chat

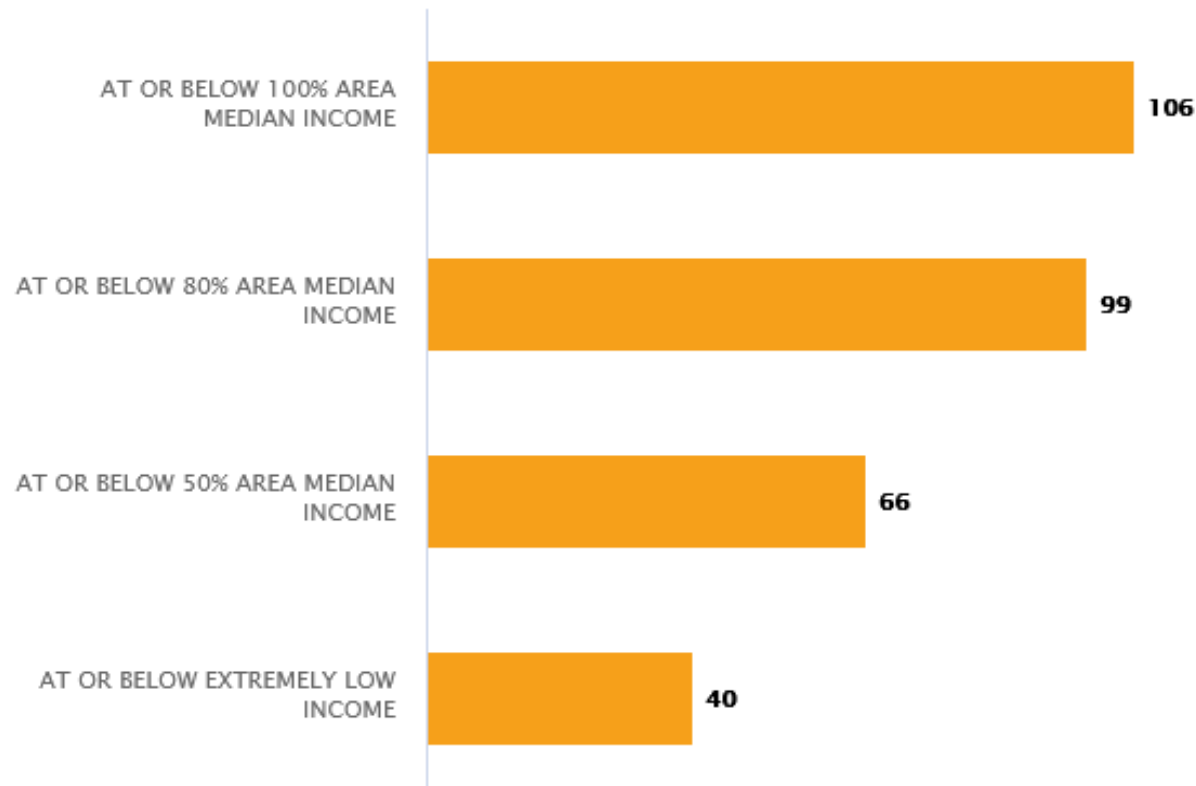
- Responding in the [Easy Retro](#)



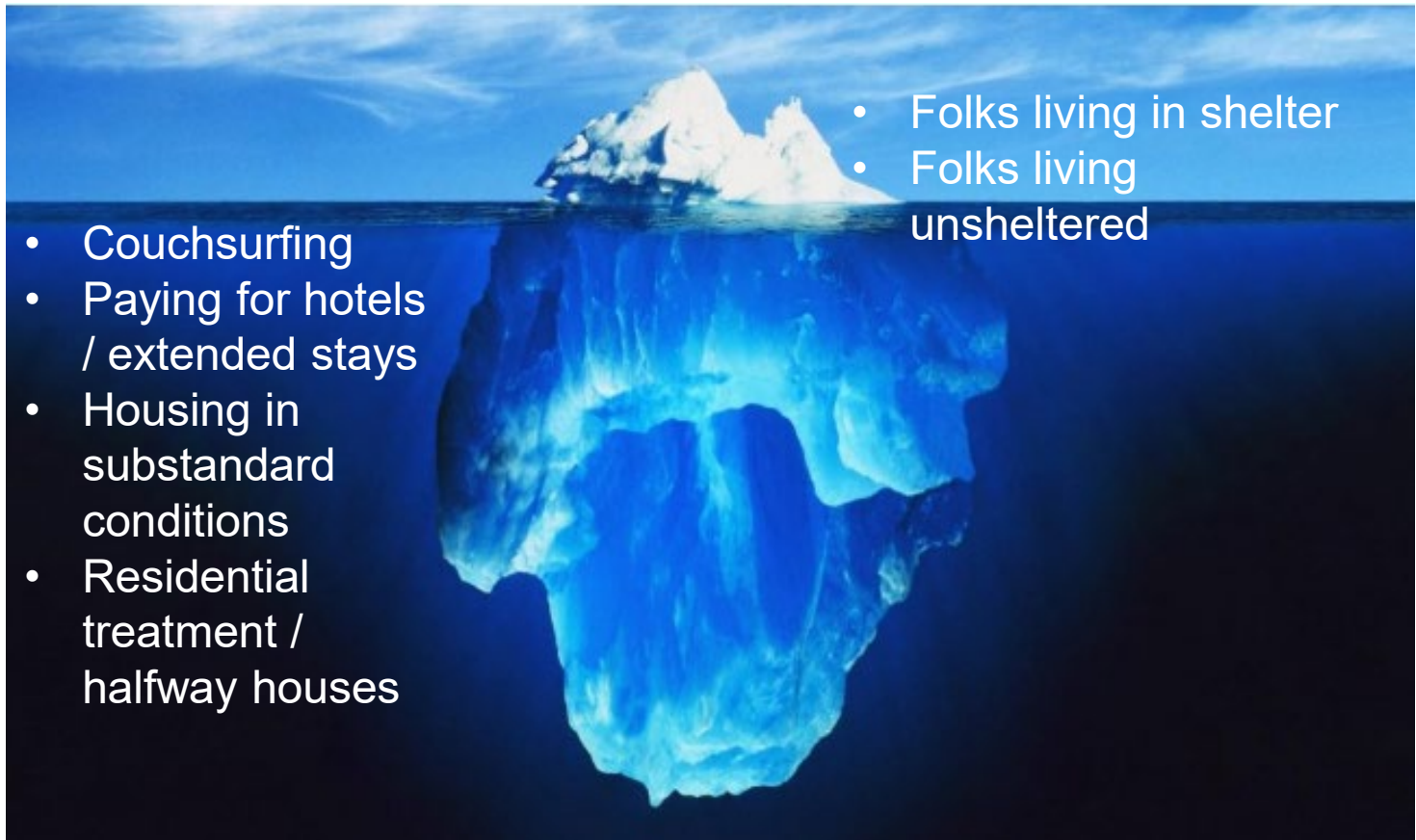
# The Big Picture

# Homelessness is a Housing Problem

## Affordable and Available Homes per 100 Renter Households



# Who is included in today's data?



# Local System Overview

## ACCESS AND ASSESSMENT

### ACCESS POINTS

**Housing Helpline**



**Street Outreach**



### TEMPORARY HOUSING

**Shelter Referral List**



## PRIORITIZATION

**COORDINATED ENTRY PLANNING and OCPEH LEADERSHIP TEAM**

**HOME Committee**



## OBTAINING PERMANENT HOUSING

**HOUSING WITH SUPPORTS**

Rapid Re-housing  
Permanent Supportive Housing



**Housing with Subsidies only**



*(Housing Choice Vouchers, Income-based housing, Emergency Housing Assistance)*

### Current Programs

#### Coordinated Entry:

- Housing Help\*\*
- SOHRAD\*

#### Emergency Shelter:

- Inter-Faith Council
- Compass Center

#### Transitional Housing

- Oxford Houses
- VA programming
- Bridge Housing\*\*

#### Permanent Housing

- Rapid Rehousing\*
- PSH / HUD VASH
- CASA
- Community Home Trust
- HCV's
- Market Rate



How many people are  
experiencing homelessness?

# We will be looking at three sets of data



- Point-in-Time Count

- One night
- Snapshot

- System Performance Measures

- 12 month period
- Outcomes
- Reflects data in Homeless Database



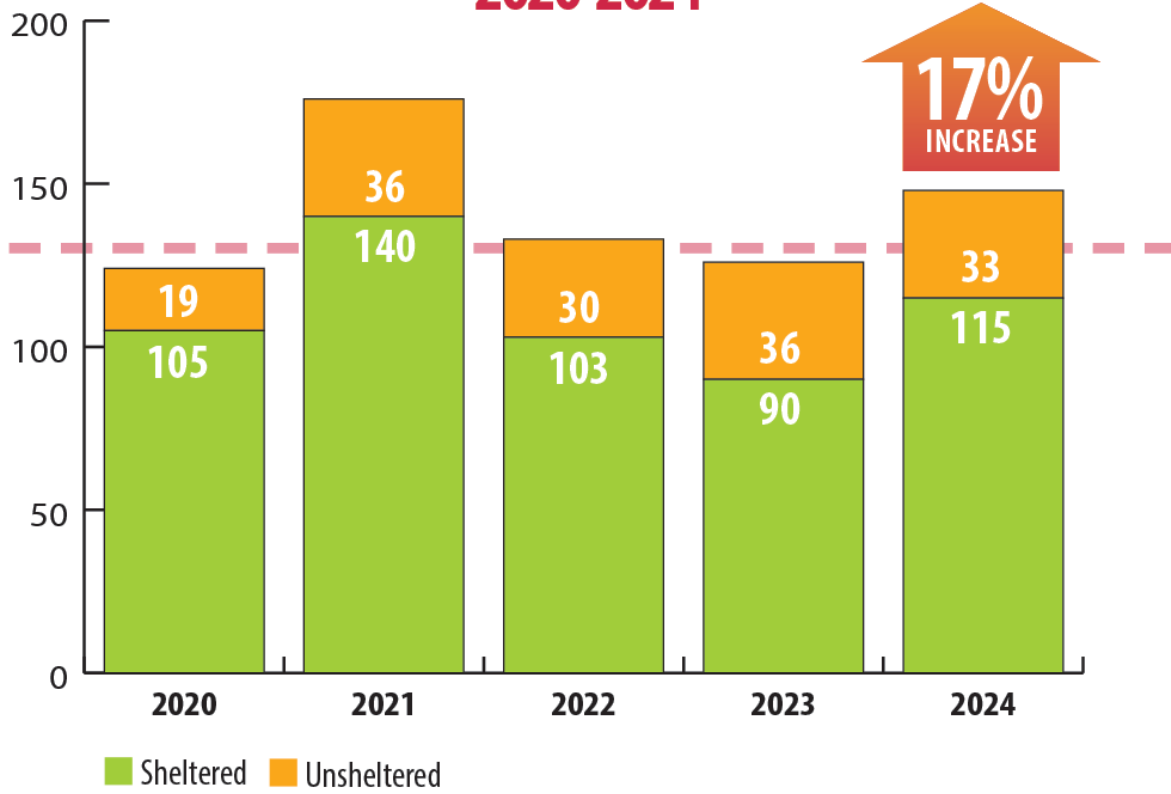
- Local Data

- OC Connect and HOME Committee

# Point-in-Time count: annual “census” of people experiencing homelessness

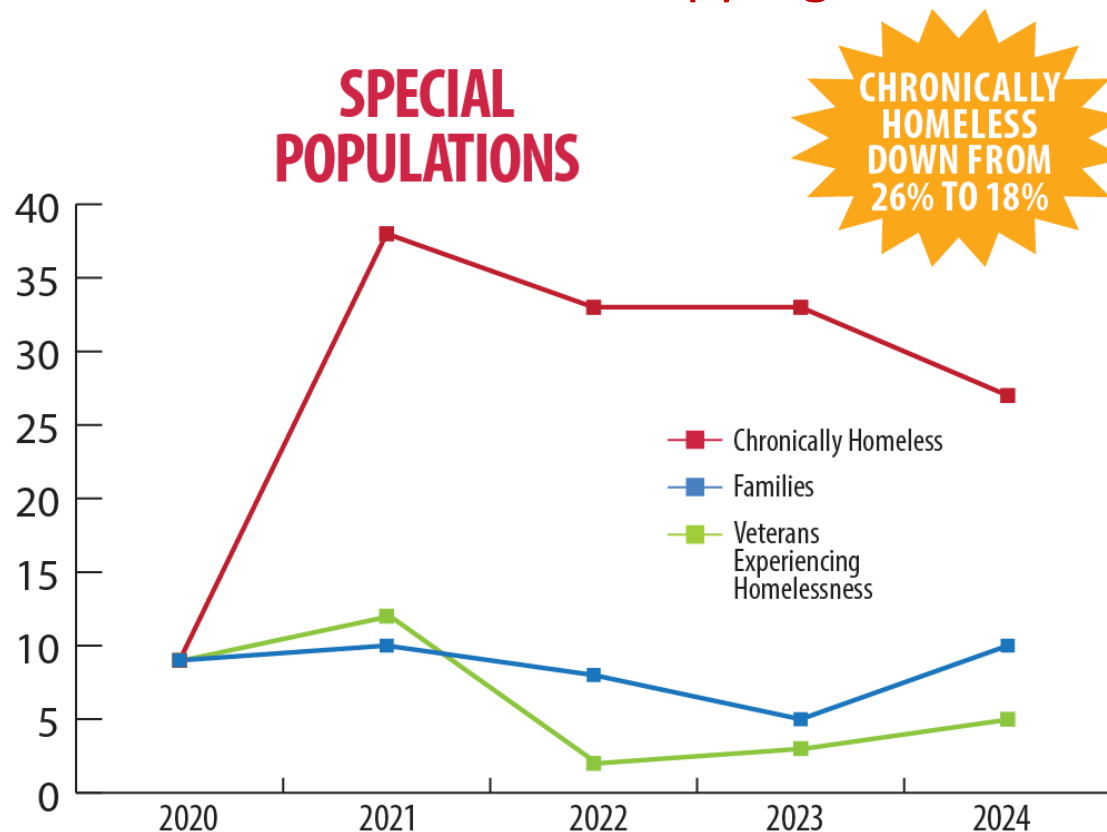
# Orange County Point-in-Time (PIT) count: Post-COVID climb

**POINT-IN-TIME COUNT DATA  
2020-2024**



# Subpopulations are seeing different outcomes

- Increase in sheltered families
- Uptick in Veterans after steady declines
- Chronic homelessness dropping



# System Performance Measures



October 1, 2022 to September 30, 2023  
October 1, 2020 to September 30, 2022  
• (up to 24 months before current year)



Any person who entered SO, ES, TH, RRH, PSH, OPH during the reporting period




Client records are de-duplicated across the CoC

# System Performance Measures



1

Length of  
Time  
Homeless



2

Return to  
Homelessn  
ess



3

Number of  
Homeless



4

Increase in  
Income



5

First Time  
Homeless



7

Exits and  
Retention of  
PH



NCCEH

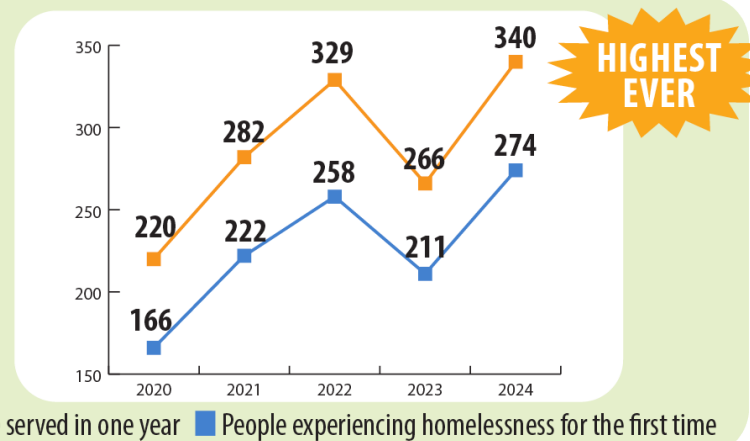
# PIT counted 148 people on one night, how many in 12 months?

**RARE**



**340** People entering shelter and housing programs

**274** Of those, people experiencing homelessness for the first time



- % total that experienced homelessness for the first time

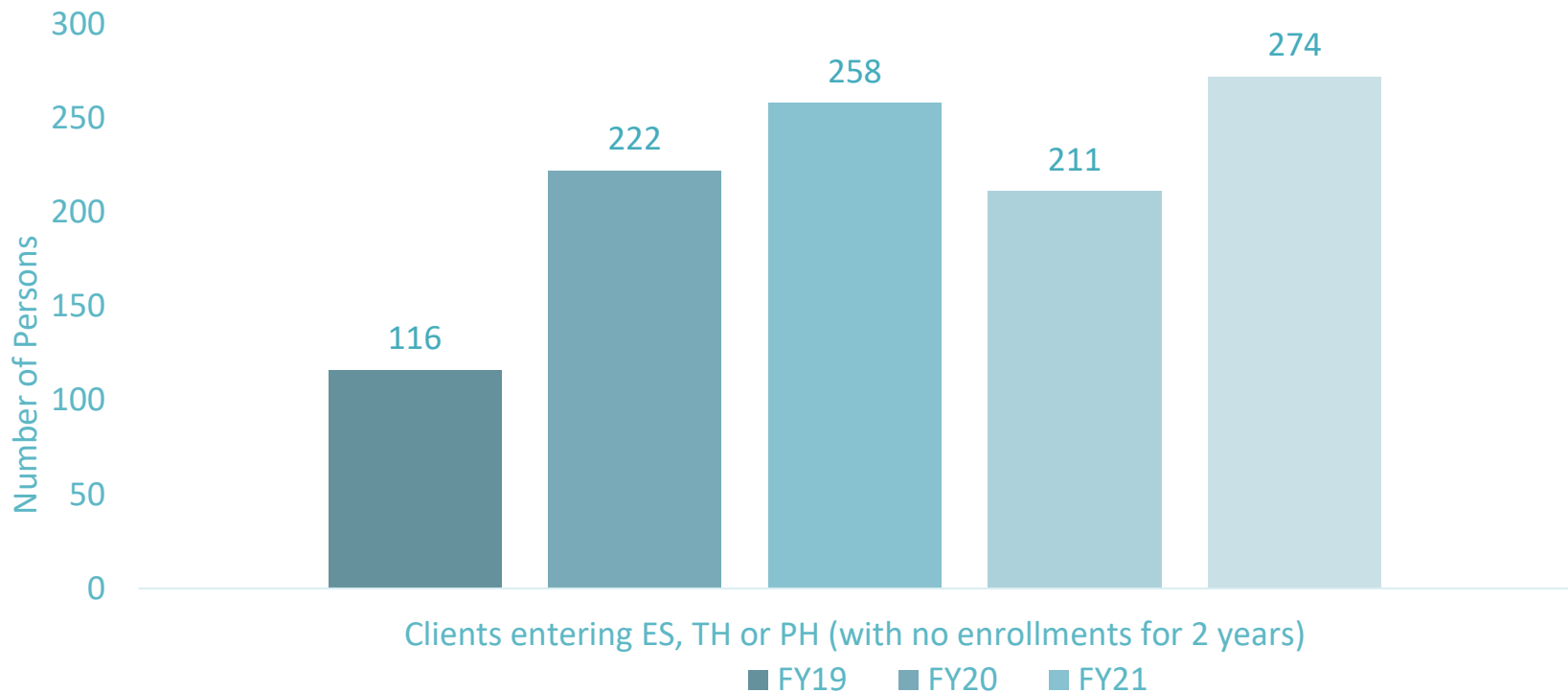
2020	2021	2022	2023	2024
75%	79%	78%	79%	81%

- Shelter, Transitional Housing, & Permanent Housing
- Homeless for first time = no entries for 24 months prior



# Clients Served for the First Time

without entries in last two years



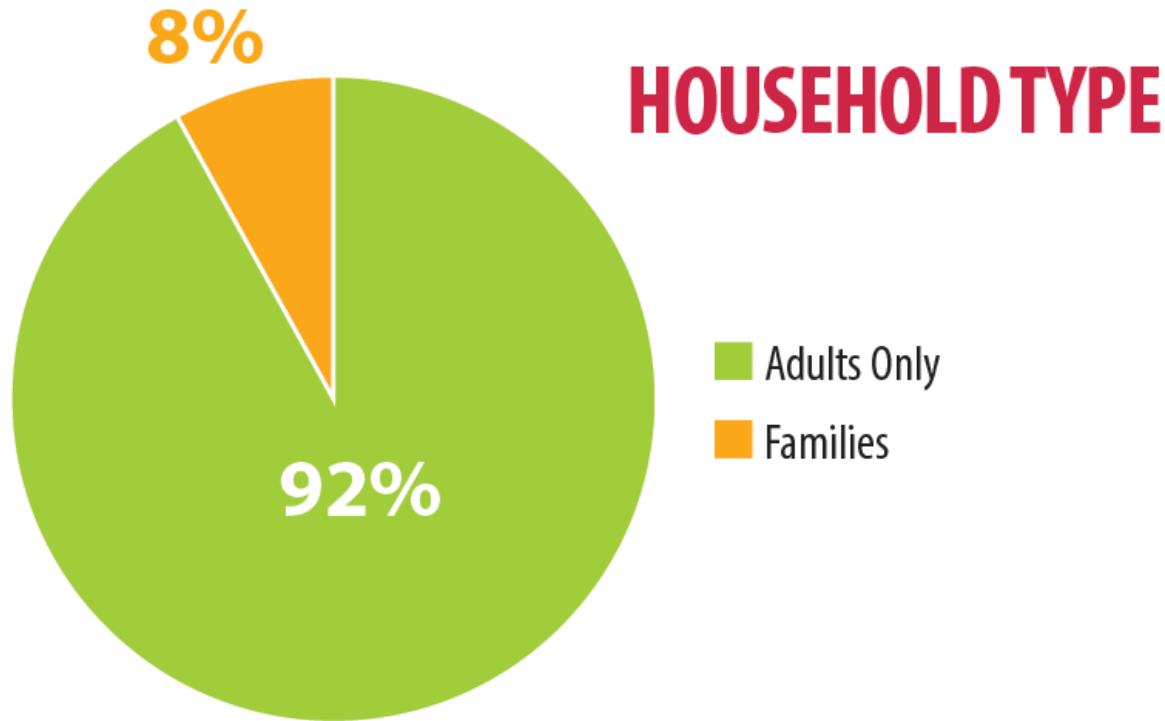
# Why are we seeing?



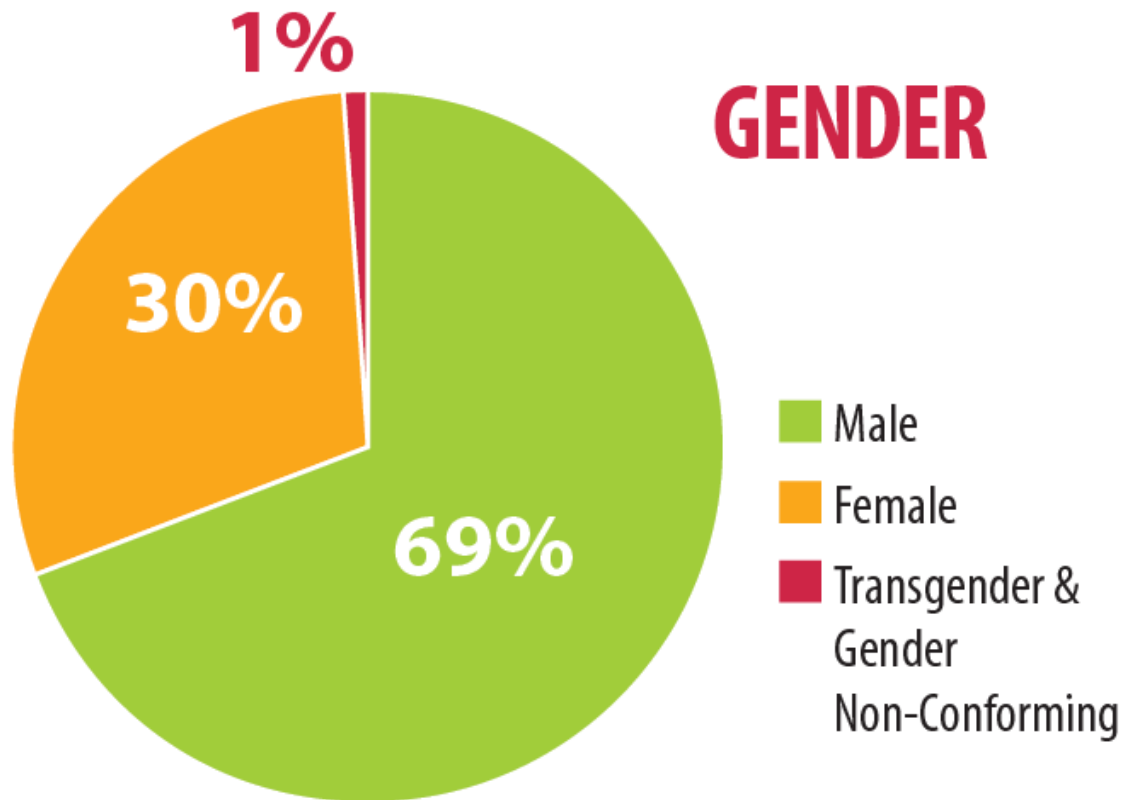
- Increase in first time homelessness?
- Increase in people living in shelters?
- Reductions in people experiencing chronic homelessness?

# What do we know about people experiencing homelessness?

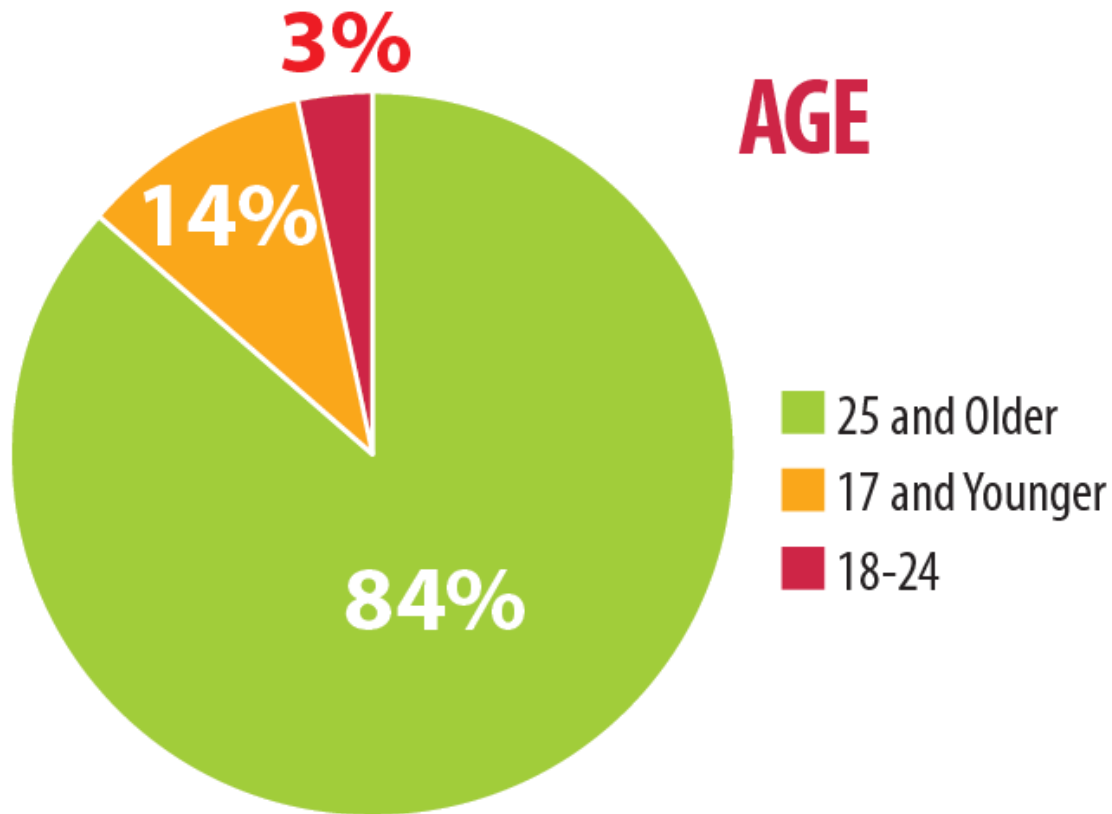
# Most people experiencing homelessness in Orange County in adults only households



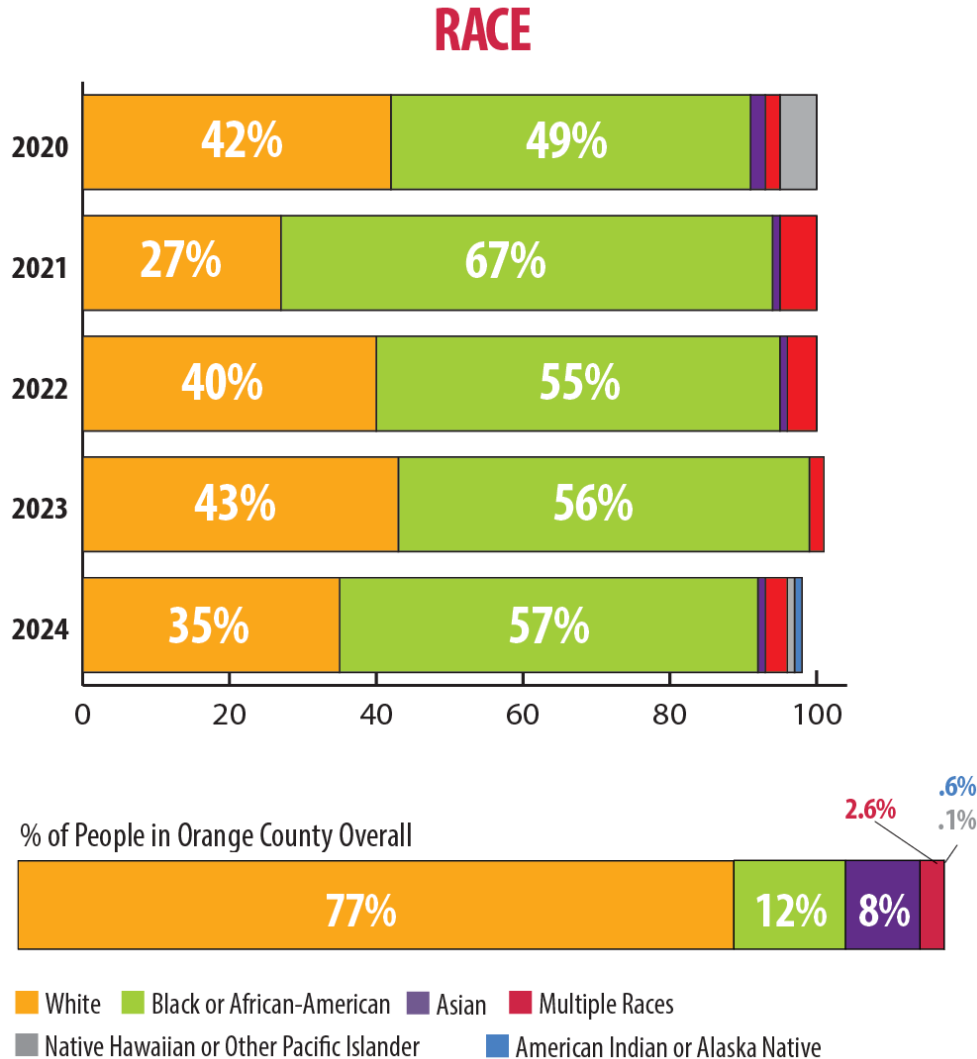
# Most people experiencing homelessness in Orange County identify as male



# Most people experiencing homelessness in Orange County are 25 and older



# Racial Disparity Continues



# 7% of people exp. homelessness are Latinx compared with 9% in overall population

## ETHNICITY

% of People Experiencing Homelessness in Orange County

7%



■ Non-Latinx ■ Latinx ■ Not Answered

% of People in Orange County Overall





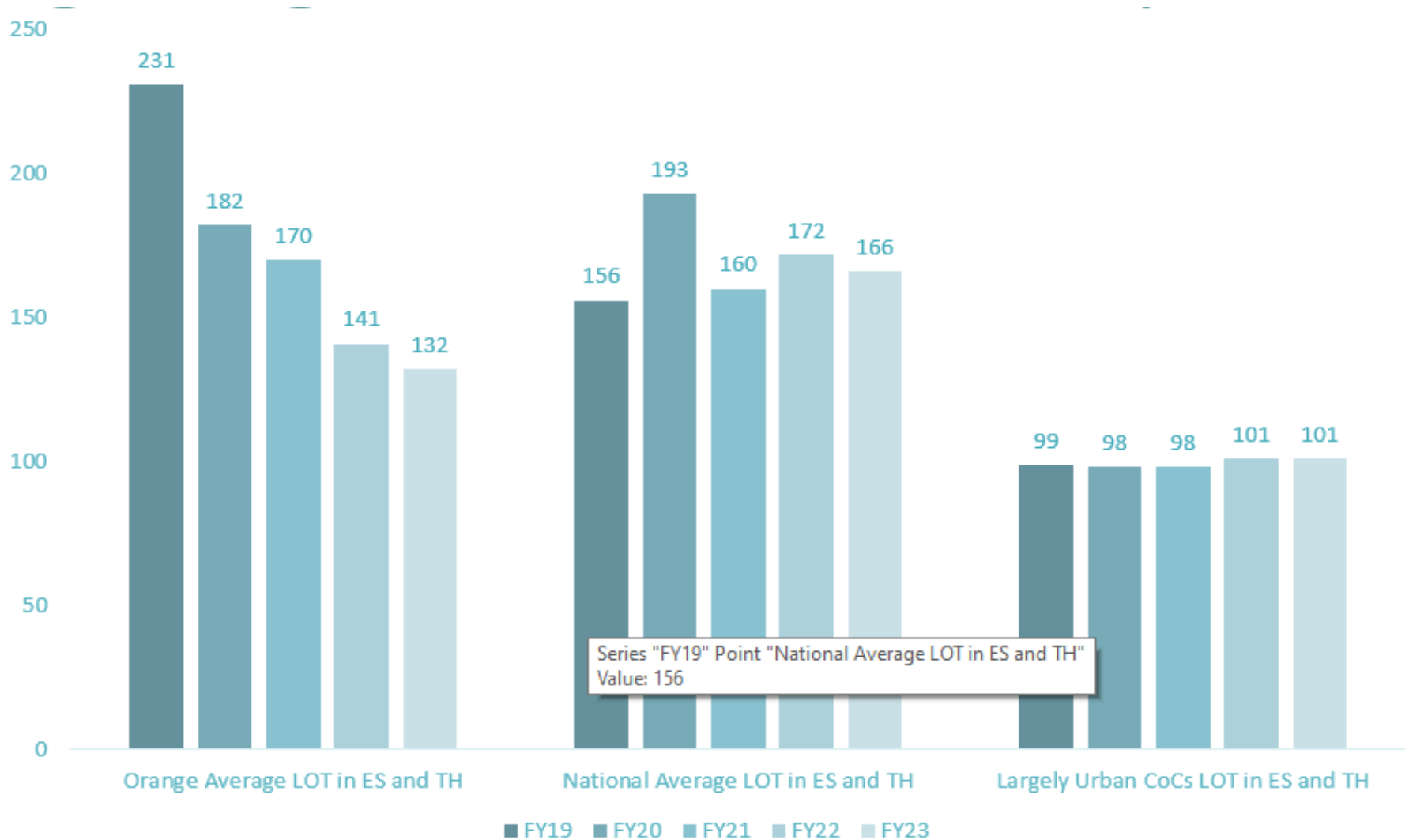
# How do racial disparities affect the work to end homelessness?



- Why is the overrepresentation of Black/African American people experiencing homelessness increasing?
- Why have there been increases in Latinx households reflected in homeless service system?
- Who else is not showing up?

# How are people exiting homelessness?

# Length of time – Larger Context



# Goal: People are experiencing homelessness for shorter periods of time

BRIEF



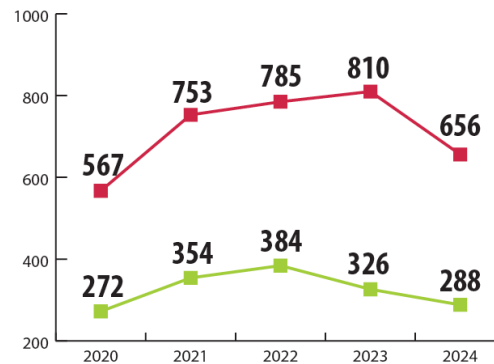
**656**

Average days

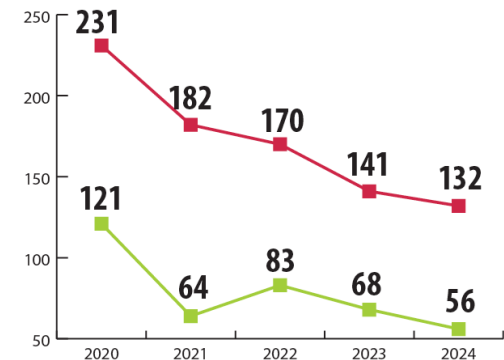
**288**

Median days

Length of time homeless (days)



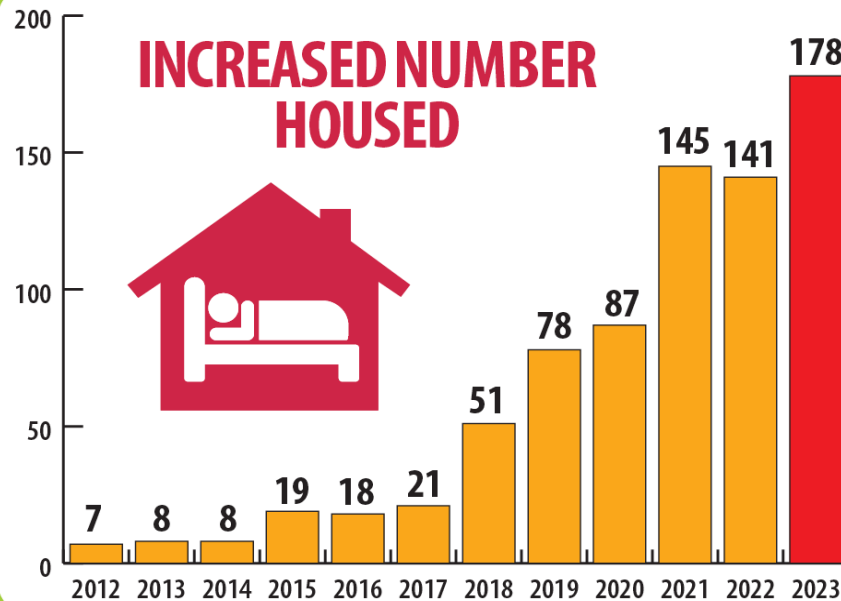
Length of time in shelter or transitional housing (days)



■ Average ■ Median

- Shelter, Transitional Housing, & Permanent Housing
- Includes self-reported start of homelessness
- Shelter & Transitional Housing only
- Program entry to exit

# Goal: People are exiting to permanent housing



The HOME Committee meets monthly to discuss every household experiencing homelessness in Orange County.

**178** HOUSEHOLDS HOUSED IN 2023

**761** HOUSED VIA HOME COMMITTEE SINCE 2012

# Goal: Once permanently housed, people do not experience homelessness again

**ONE TIME**

**7%**

Returned to homelessness within 2 years



	2018	2019	2020	2021	2022	2023	2024
From Street Outreach	–	–	–	–	–	–	13%
From Shelter	11%	43%	6%	14%	6%	16%	4%
From Transitional Housing	0%	26%	25%	30%	20%	11%	11%
From Permanent Housing	3%	3%	10%	3%	9%	0%	0%
Total Returns	6%	18%	14%	9%	11%	8%	7%
<b>Number of Exits</b>	<b>102</b>	<b>72</b>	<b>100</b>	<b>176</b>	<b>144</b>	<b>65</b>	<b>198</b>

Exited  
**Oct. 2020-**  
**Sept. 2022** to  
 permanent  
 housing

# Thoughts on how people are leaving our system?



- Length of time homeless starting to drop?
- Returns continue to be low?
- What do we need to find housing more quickly?



# Successes



# Increasing Access

- Improved follow-up processes
- Improved access to shelter
- Coordinating across sectors

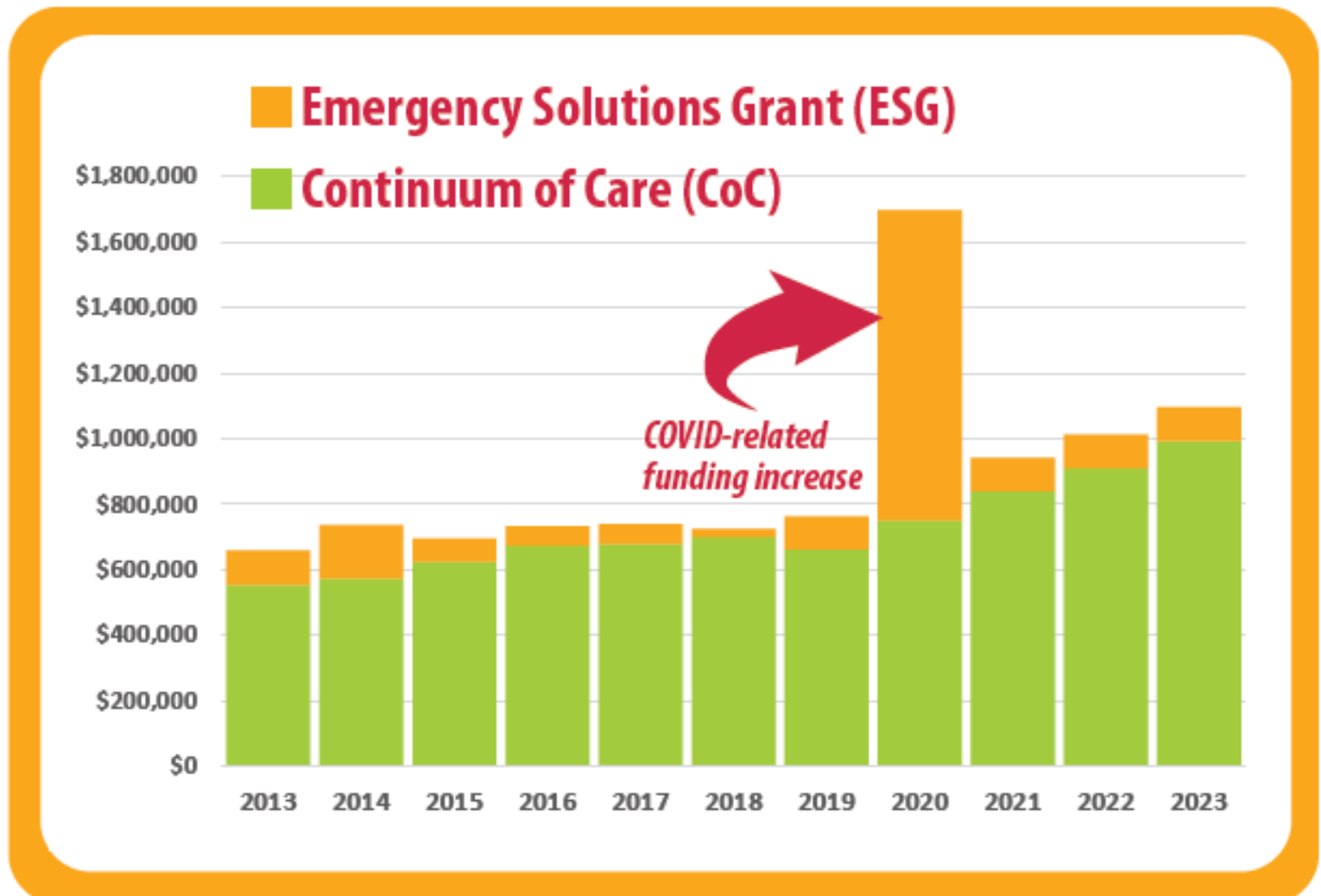


# Increasing Collaboration

- Bringing more partners to the table
- Improved processes for feedback from People With Lived Experience
- Cross-CoC HUD grant award to improve access for homeless youth



# Increasing resources – Awarded over \$1 million in HUD homeless funds in 2023



# The Path Forward

# We can end homelessness in Orange County

Other communities  
are doing this/have  
done it

It looks like  
“Functional Zero”



People entering  
the homeless  
system



People exiting  
into housing

# Orange County has been making progress on system gaps



- Increased local funding for permanently Affordable Housing with Case Management (PSH)
- Identified partners for Household Goods
- Awarded HUD funding to analyze Youth Housing needs



- New non-government funding/collaboration for Reentry Bridge Housing
- Identifying partners for short-term Medical Respite
- Identifying partners for expanded Cold Weather Cots

# Orange County has been making progress on system gaps (continued)



- 24 Hour Downtown Bathrooms – new Rosemary parking deck and 203 project coming to downtown Chapel Hill and Carrboro soon

# Filling Gaps - The path ahead



- More units affordable to people at 30% AMI and streamlined access to those homes for people exiting homelessness
- Increased funding for short (6M) to mid-term (24M) rental assistance and case management (RRH)
- Increased funding for Landlord Incentives
- Increased funding for permanent rental assistance and case management (PSH)



- Securing NEW partner/funding for Homelessness Diversion
- Identifying funding for short-term Medical Respite
- Securing partners/locations for expanded inclement weather shelter



# Filling Gaps - The path ahead (continued)



- Increased funding for Housing Helpline staffing to meet demand
- Harm Reduction staffing at Integrated Service Center
- Identifying operational support for planned Crisis / Diversion facility



- Fully implementing the 2019 Downtown Public Toilet Facilities Recommendations
- Identifying funding and administration of Memorial Service Funding

# What connections do you see between system gaps and increasing homelessness?



- How can we better serve people experiencing homelessness?
- How can we transition people from homelessness to permanent housing quickly and effectively?



# Wrap Up

# Where can folks find help?

- Housing Helpline
  - (919) 245-2655
  - [housinghelp@orangecountync.gov](mailto:housinghelp@orangecountync.gov)
- Street Outreach
  - (919) 886-3351
  - [SOHRAD@orangecountync.gov](mailto:SOHRAD@orangecountync.gov)
- OC Connect resource database
  - [www.occonnect.info](http://www.occonnect.info)

# Learn more; Do More

- Resources

- National Low Income Housing Coalition's [Out of Reach Report](#)
- Local HUD data via [Stella-P](#)
- [National Alliance to End Homelessness](#)



- Action

- Fill System Gaps
- Support Housing First-aligned organizations that help people exit homelessness without preconditions
- Join [OC Partnership to End Homelessness](#)



# Thank you for your time and commitment

- Rachel Waltz
- [rwaltz@orangecountync.gov](mailto:rwaltz@orangecountync.gov)
- (919) 245-2496

