



Orange County, NC Point-in-Time (PIT) Count Information

HOMELESS COUNT

	2011	2012	2013	2014	2015	2016
Total homeless: living in shelters, transitional housing, and places not meant for human habitation. Does not include doubled up or staying in institutions (hospitals, jails, detox)	136	110	123	108	129	80
Sheltered homeless	103	82	93	99	109	65
<i>Emergency Shelter/Transitional Housing</i>	77/26	60/22	67/26	73/26	81/28	21/44
Unsheltered homeless	33	28	30	9	20	15
Adults & children in families	26	22	26	26	28	10
• Children in families	17	15	16	17	19	6
• Adults in families with children	9	7	10	9	9	4
Adults in households without children	110	88	97	82	101	70
Total adults	119	95	107	91	110	70
Unaccompanied youth (under 18)	0	0	0	0	0	0
Homeless veterans	10	8	9	13	12	7
Chronically homeless: person with a disability who has been homeless for 1+ years or on 4+ occasions in 3 years totaling 12+ months	50	29	28	23	25	16
Adults with serious mental illness	41	39	32	49	30	14
Adults with substance use disorder	38	43	30	43	18	4
Adults with HIV/AIDS	0	0	1	5	1	1
Victims of domestic violence	6	2	8	14	11	11
Adults discharged from the following places within 30 days of becoming homeless:						
• Criminal justice system (jails, prisons)	5	4	4	7	9	2
• Behavioral health system (MH hospitals or SA treatment)	3	0	8	12	6	0
• Health care system (hospitals)	2	5	7	5	5	2

PIT Counts are conducted annually across the United States on the last Wednesday in January. For more information about homelessness in Orange County, contact Corey Root, croot@orangecountync.gov, (919) 245-2496.



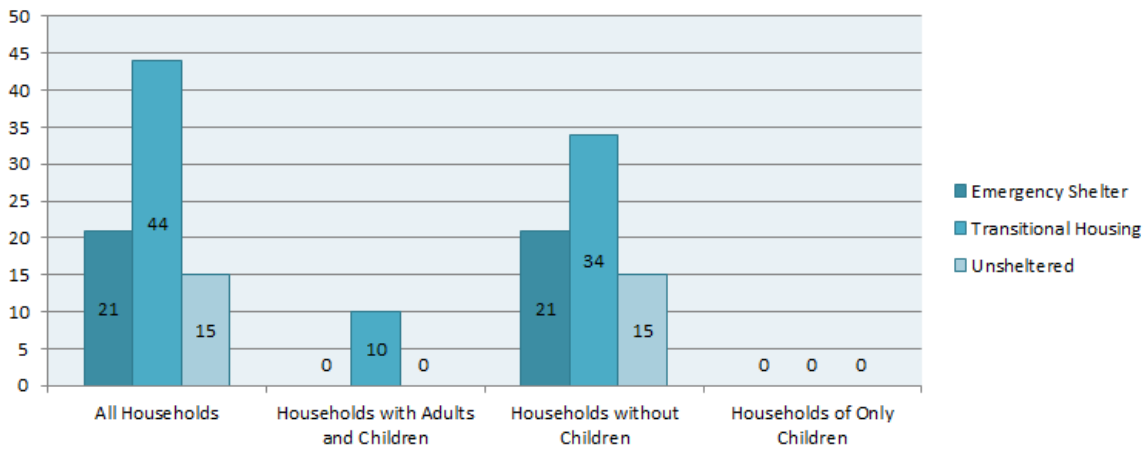
Orange County, NC Point-in-Time (PIT) Count Information

PERMANENT HOUSING COUNT

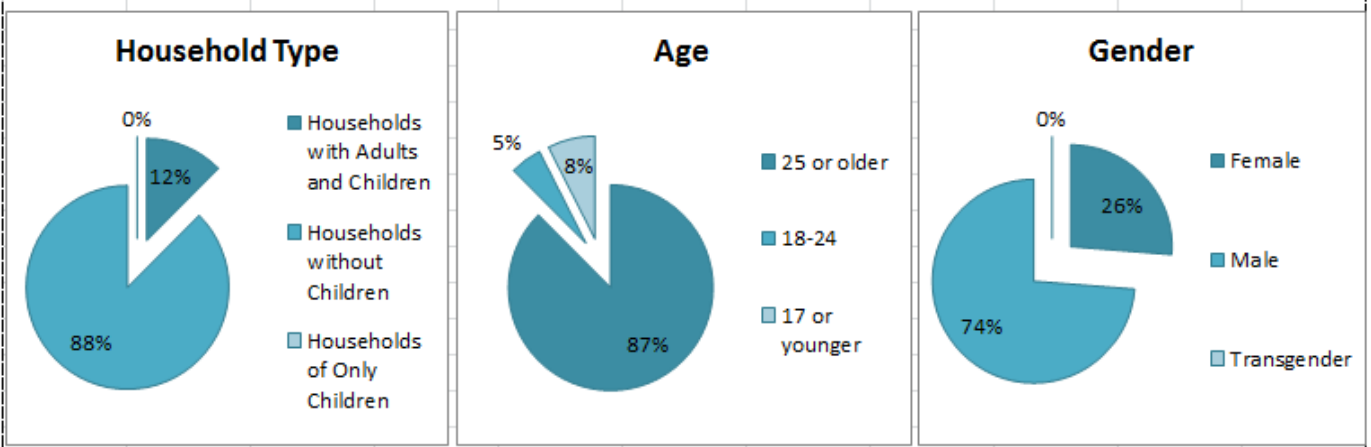
	2011	2012	2013	2014	2015	2016
Rapid Re-Housing <i>time-limited rental assistance and housing stabilization services for households with lower service needs</i>						
Total people				20	18	20
Total households				5	5	6
Adults & children in families				19	18	17
• Children in families (age 17 or younger)				15	13	12
• Youth (age 18-24)				0	1	1
• Adults in families (age 25 or older)				4	4	4
Adults in households without children				1	0	3
Chronically homeless persons at entry				0	0	2
Adults with a serious mental illness				0	0	1
Adults with a substance use disorder				0	0	1
Adults with HIV/AIDS				0	0	0
Adults who are victims of domestic violence				2	0	0
Veterans				0	0	0
Permanent Supportive Housing <i>long-term rental assistance and high level of services for people who have a disability and significant service needs</i>						
Total people					87	103
Total households					54	63
Adults & children in families					52	61
• Children in families (age 17 or younger)					19	31
• Youth (age 18-24)					7	7
• Adults in families (age 25 or older)					26	23
Adults in households without children					35	42
Chronically homeless persons at entry					9	15
Adults with a serious mental illness					51	57
Adults with a substance use disorder					28	16
Adults with HIV/AIDS					0	0
Adults who are victims of domestic violence					0	16
Veterans					1	4

PIT Counts are conducted annually across the United States on the last Wednesday in January. For more information about homelessness in Orange County, contact Corey Root, croot@orangecountync.gov, (919) 245-2496.

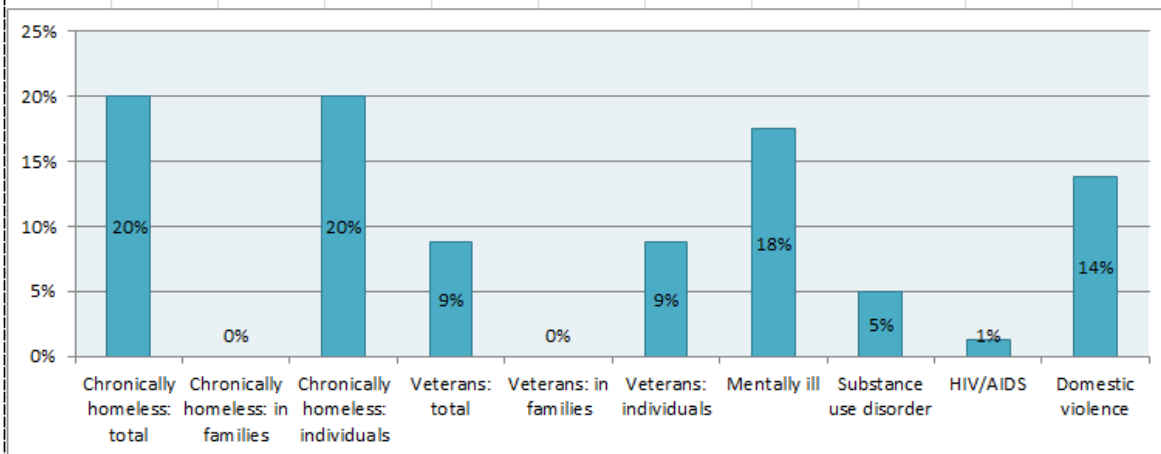
2016 Homeless Count by Living Situation



2016 Homeless Count Demographics

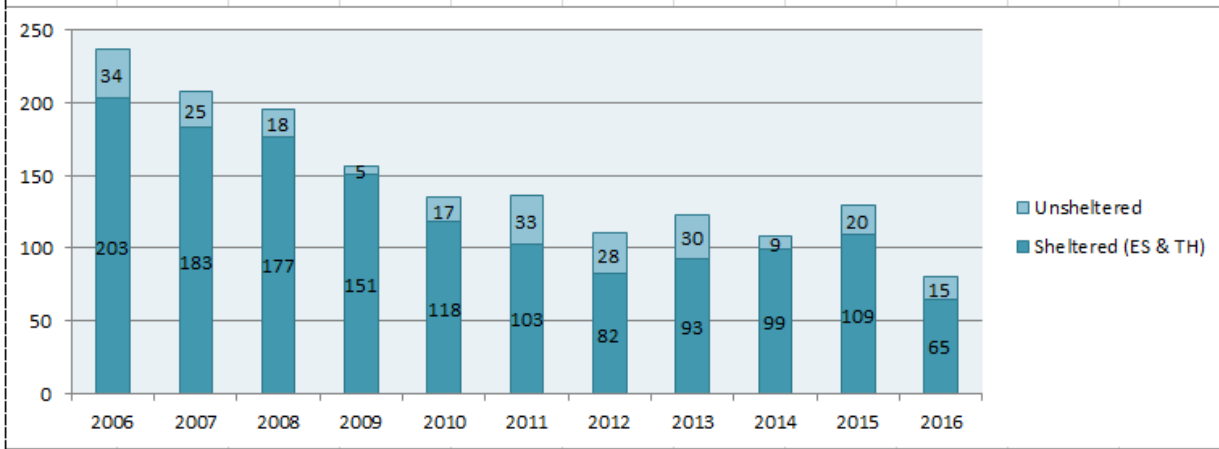


2016 Homeless Count Subpopulations

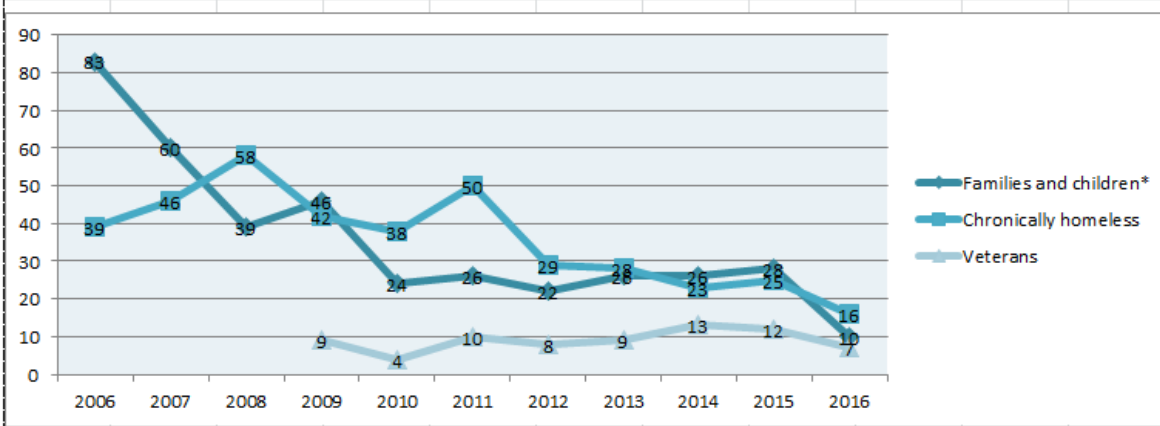


PIT Counts are conducted annually across the United States on the last Wednesday in January. For more information about homelessness in Orange County, contact Corey Root, croot@orangecountync.gov, (919) 245-2496.

Homelessness Over Last 10 Years: by Living Situation

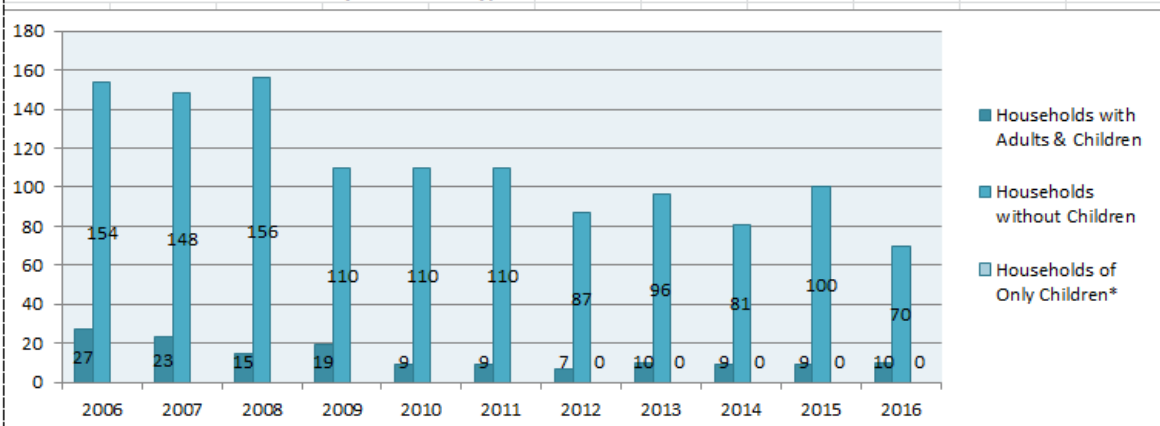


Homelessness Over Last 10 Years: Target Populations



*Includes people in Households with Adults and Children and people in Households of Only Children

Homelessness Over Last 10 Years: by Household Type



*Prior to 2011, this household type was included under Households without Dependent Children.